



**DRIVER'S EXAMINATION ON CALIFORNIA
VEHICLE CODE AND SAFE DRIVING PRACTICES**
(From the 2000 California Driver Handbook)

Directions: Each question has three answer choices. Choose one answer and mark an X in the box across from the answer. **Please do not talk while taking the test. Do not use any books or notes or leave the test area with your test before it has been graded; to do so may result in a test failure and your driving privilege may be suspended or revoked.**

**PASSING GRADE — 5 OR FEWER ERRORS FOR ORIGINAL APPLICANTS
3 OR FEWER ERRORS FOR RENEWAL APPLICANTS**


51 MAR 12 2001

1. When you see this sign you should:

 - Be prepared to stop at the railroad crossing
 - Stop at the upcoming railroad crossing and look in both directions
 - Stop and wait for the signal before crossing
2. You see flashing red lights at a railroad crossing ahead. A train is coming. You must stop:
 - Then proceed if you think the oncoming train is far enough away
 - Until you can see clearly in both directions and the lights stop
 - Only if crossing gates have come down across the roadway
3. You are driving 55 mph in a 55 mph zone. You could be given a citation for speeding:
 - Under no circumstances because it is always legal
 - If road or weather conditions require a slower speed
 - Only if you are approaching a sharp curve in the road
4. You want to park downhill on a two-way road and there is no curb. Which way do you turn your front wheels?
 - So they face straight ahead
 - Right - towards the side of the road
 - Left - towards the center of the road
5. There are five vehicles following close behind you on a road with one lane in your direction. When you see this sign you should:

 - Drive to the right edge of your lane and keep moving to allow the other drivers to pass
 - Slow down and signal the other drivers to pass you
 - Drive to the side of the road and stop in the designated area
6. If you sell your vehicle, you must notify ___ within 5 days.
 - Your insurance company
 - The DMV
 - Your bank or credit union
7. You enter a center turn lane to make a left turn at an upcoming intersection. There is oncoming traffic. You should:
 - Move to the left of the center lane
 - Signal before you arrive at the intersection
 - Turn your front wheels to the left so you are prepared to turn
8. Before you change lanes, you should:
 - Always signal for seven seconds
 - Be sure no one is behind you in your lane
 - Check your mirrors and look over your shoulder
9. A 3-year old child weighing 45 lbs. should be placed in a safety seat:
 - Whether in the front or back seat
 - Only if the child is in the front seat
 - Only if the child is in the back seat
10. You must show proof of insurance to law enforcement:
 - Only if you are involved in an accident
 - If you are involved in an accident or stopped for a citation
 - Unless your vehicle has a net worth of less than \$500
11. Which of the following contributes to improved traffic flow?
 - Not slowing down just to look at an accident scene
 - Lowering the speed limit on major freeways
 - Using your car instead of public transportation

- Drive to the side of the road and stop in the designated area
- 6. If you sell your vehicle, you must notify ___ within 5 days.
 - Your insurance company
 - The DMV
 - Your bank or credit union
- 7. You enter a center turn lane to make a left turn at an upcoming intersection. There is oncoming traffic. You should:
 - Move to the left of the center lane
 - Signal before you arrive at the intersection
 - Turn your front wheels to the left so you are prepared to turn
- 8. Before you change lanes, you should:
 - Always signal for seven seconds
 - Be sure no one is behind you in your lane
 - Check your mirrors and look over your shoulder
- 9. A 3-year old child weighing 45 lbs. should be placed in a safety seat:
 - Whether in the front or back seat
 - Only if the child is in the front seat
 - Only if the child is in the back seat
- 10. You must show proof of insurance to law enforcement:
 - Only if you are involved in an accident
 - If you are involved in an accident or stopped for a citation
 - Unless your vehicle has a net worth of less than \$500
- 11. Which of the following contributes to improved traffic flow?
 - Not slowing down just to look at an accident scene
 - Lowering the speed limit on major freeways
 - Using your car instead of public transportation
- 12. You are approaching an intersection at the posted speed limit when the signal light turns yellow. You should:
 - Slow down and proceed through the intersection with caution
 - Speed up to cross the intersection before the light turns red
 - Stop before entering the intersection, if you can do so safely
- 13. You want to pass a bicyclist riding on the right edge of your lane. You:
 - Must change lanes to pass the bicyclist safely
 - Should allow a minimum of 3 feet between you and the bicyclist.
 - May not pass the bicyclist for any reason
- 14. It is illegal for a person 21 years of age or older to drive with a blood alcohol concentration (BAC) that is _____ or higher.
 - 0.10% - One tenth of one percent
 - 0.08% - Eight hundredths of one percent
 - 0.05% - Five hundredths of one percent
- 15. When merging onto a freeway, you should be driving:
 - At or near the same speed as the freeway traffic
 - At the legal freeway speed limit
 - A little slower than the freeway traffic
- 16. There is a railroad crossing ahead and you can't see clearly if any trains are coming. How fast should you be driving?
 - 25 mph
 - 15 mph
 - 30 mph
- 17. You may drive across a sidewalk:
 - Under no circumstances
 - If it is front of your own property
 - To enter or exit a driveway or alley
- 18. You are driving on a two-way street and you want to turn left at an upcoming corner. Give the right-of-way to:
 - Oncoming vehicles also turning left
 - Vehicles coming towards you
 - Pedestrians on the sidewalk waiting for a "WALK" signal

PLEASE TURN THIS SHEET OVER AND CONTINUE THE EXAMINATION
 ©1996 State of California, Department of Motor Vehicles

inued

19. When can you drive to the left of a solid double yellow line?
- When the right half of the road is closed
 - When you know there are no cars coming towards you
 - When the driver in front of you motions you to pass
20. If you can't stop quickly enough to avoid an accident, you should try:
- Downshifting or locking your brakes
 - Turning or speeding up
 - Turning or locking your brakes
21. When driving on a slippery surface such as snow or ice:
- Shift to a low gear before going down a steep hill
 - Vary your speed to help maintain traction
 - Pump your brakes to keep them from freezing
22. The driver ahead of you stops at a crosswalk. What should you do?
- Pass the stopped vehicle if a pedestrian has already crossed your lane
 - Stop, then proceed when all pedestrians have crossed
 - Change lanes, look carefully, and pass the stopped vehicle
23. When you see this sign, you should stop and:
-  Cautiously scan for vehicles to your right, then proceed
- Carefully scan for vehicles to your left and then proceed
- Check traffic in all directions before crossing
24. Check your rearview mirror often to see how traffic is moving behind you:
- In case you are being followed by a tailgater
 - Only on a freeway or highway
 - Only when you are slowing down
25. Which of the following is a proper use of vehicle lights?
- Flashing your headlights to get another driver's attention
 - Using high beams because your low beams are not working
 - Leaving your parking lights on when parked in dense fog
26. You can make a right turn at a solid red light after you check for pedestrians and other traffic:
- Only if there is a sign that permits the turn
 - At any time, as long as you slow down and signal before making the turn
 - If you stop first and if there is no sign to prohibit the turn
27. You were parked and have been waiting a long time with your turn signal on to reenter traffic. However, traffic is heavy. You should:
- Continue waiting and yielding to traffic in the lane
 - Slowly inch your vehicle over to make other drivers give you room
 - Drive on the shoulder until a gap in traffic appears
28. Which of the following roadways freeze first?
- Bridges
 - Intersections
 - Tunnels
29. You are driving in an area with few street lights on a clear night. If you cannot see well with your low-beam headlights, which of these actions would help?
- Adjusting your instrument lights so they are brighter
 - Turning on your vehicle's parking lights
 - Using your high beams
30. If you want to pass a bicyclist in a narrow traffic lane when an oncoming car is approaching:
- Slow down and move closer to the bicycle
 - Slow down and let the car pass, then pass the bicyclist
 - Speed up to pass the bicyclist before the car comes
31. Which of these is a safe driving practice?
- Using your high beams before the car is in the far

- At any time, as long as you slow down and signal before making the turn
- If you stop first and if there is no sign to prohibit the turn
27. You were parked and have been waiting a long time with your turn signal on to reenter traffic. However, traffic is heavy. You should:
- Continue waiting and yielding to traffic in the lane
- Slowly inch your vehicle over to make other drivers give you room
- Drive on the shoulder until a gap in traffic appears
28. Which of the following roadways freeze first?
- Bridges
- Intersections
- Tunnels
29. You are driving in an area with few street lights on a clear night. If you cannot see well with your low-beam headlights, which of these actions would help?
- Adjusting your instrument lights so they are brighter
- Turning on your vehicle's parking lights
- Using your high beams
30. If you want to pass a bicyclist in a narrow traffic lane when an oncoming car is approaching:
- Slow down and move closer to the bicycle
- Slow down and let the car pass, then pass the bicyclist
- Speed up to pass the bicyclist before the car comes
31. Which of these is a safe driving practice?
- Using your high-beam lights in the fog
- Staring at the road ahead of your vehicle
- Checking your rearview mirrors frequently
32. Allow extra space in front of your vehicle when following a:
- Station wagon
- Passenger car
- Motorcycle
33. Your driving lane is next to a bicycle lane. You want to make a right turn at the upcoming intersection. You:
- May not enter the bicycle lane to make your turn
- Should only merge into the bicycle lane if you have to stop before making your turn
- Must merge into the bicycle lane before turning
34. You are driving on a city street and see an emergency vehicle behind you with flashing lights. What should you do?
- Drive to the right edge of the road and slow down
- Drive to the right edge of the road and stop
- Stay in your lane, slow down, and let it pass
35. It is legal to drive with an alcoholic beverage container that has been opened if the container is:
- Under the front seat
- In the back seat
- In the trunk
36. You want to go into a store to make a quick purchase. You should:
- Lock your door if you leave the car running
- Stop the engine and set the parking brake
- Stop the engine, but set the parking brake only if on a slope

I certify under penalty of perjury that I personally answered these questions.

Please sign your name here X 