

51 MAR 14 2001

**DRIVER'S EXAMINATION ON CALIFORNIA
VEHICLE CODE AND SAFE DRIVING PRACTICES**
(From the 2000 California Driver Handbook)

Directions: Each question has three answer choices. Choose one answer and mark an X in the box across from the answer. Please do not talk while taking the test. Do not use any books or notes or leave the test area with your test before it has been graded; to do so may result in a test failure and your driving privilege may be suspended or revoked.

**PASSING GRADE — 5 OR FEWER ERRORS FOR ORIGINAL APPLICANTS
3 OR FEWER ERRORS FOR RENEWAL APPLICANTS**

1. Large trucks often travel with a lot of space in front of their vehicle. This extra space is required for:
 - Other drivers to use when merging onto an offramp
 - The truck driver to use for stopping the vehicle
 - Other drivers to use when they want to slow down
2. A safety zone is a specially marked area for passengers to get on or off buses or trolleys. You may not drive through a safety zone:
 - Until all passengers have reached the sidewalk
 - Only when a bus or trolley is unloading passengers
 - At any time or for any reason
3. A car is coming towards you in a residential area. Both of you will pass a parked car at the same time. You should steer:
 - Closer to the oncoming car than the parked car
 - Closer to the parked car than the oncoming car
 - A middle course between the oncoming and parked cars
4. A car suddenly cuts in front of you, creating a hazard. Which of these actions should you take first?
 - Honk and step on the brake firmly
 - Take your foot off the gas
 - Swerve into the lane next to you
5. If you sell your vehicle, you must notify _____ within 5 days.
 - Your insurance company
 - Your bank or credit union
 - The DMV
6. Which of the following is true about driving speed?
 - There is no minimum speed law in California
 - The faster the speed, the less control you have of your vehicle
 - When you drive twice as fast, it takes twice the distance to stop
7. Three of the most important times to check traffic behind you are before:
 - Backing, making a sharp turn, or crossing an intersection
 - Backing, changing lanes, or slowing down quickly
 - Changing lanes, crossing an intersection, or slowing down quickly
8. Which of these statements is true about drinking alcohol and driving?
 - Drinking coffee just before driving helps get rid of alcohol
 - If you are under the legal blood alcohol concentration limit, your driving isn't impaired
 - Alcohol affects judgment and self control, needed for driving safely
9. You can drive off the road to pass another vehicle:
 - If the vehicle ahead is turning left
 - If there are two or more lanes traveling in your direction
 - Under no circumstances
10. It is illegal for a person 21 years of age or older to drive with a blood

10. It is illegal for a person 21 years of age or older to drive with a blood alcohol concentration (BAC) that is _____ or higher.
- 0.08%—Eight hundredths of one percent
 - 0.10%—One tenth of one percent
 - 0.05%—Five hundredths of one percent
11. You must use your seat belt:
- Unless you are riding in the back of a pickup/camper
 - Unless you are driving in a private parking lot
 - Whenever you are driving or riding in a motor vehicle
12. When turning left at an intersection, you should:
- Always come to a complete stop before turning
 - Check cross traffic from both directions before turning
 - Pull part way into the intersection and edge into cross traffic slowly
13. You exit a freeway and see that the off ramp curves downhill. You should:
- Slow to a safe speed before the curve
 - Slow to the posted speed limit for the freeway
 - Wait until you have entered the curve to begin braking
14. A pedestrian starts to cross the street after the "Don't Walk" signal starts to flash. The person is in the middle of the street when your signal light changes to green. You should:
- Proceed, but carefully drive around the person
 - Proceed if the person is not in your lane
 - Wait until the person crosses the street
15. During freezing weather, which area is most likely to be slippery after it snows or rains?
- The tops of hills
 - Roadways in shady areas
 - Areas paved with asphalt rather than concrete
16. When should you yield your legal right-of-way?
- When you want to help reduce road rage
 - When it helps prevent accidents
 - Never, it confuses other drivers
17. When parking on a hill on a two-way street with no curb, you should:
- Turn your front wheels to the left, away from the side of the road.
 - Park at a slight angle—rear wheels closer to the road's edge
 - Turn your front wheels to the right, toward the side of the road ...
18. When a school bus with its red lights flashing is stopped ahead on your side of the road, you must:
- Stop until you think all the children are unloaded
 - Stop until the lights stop flashing
 - Change lanes, drive slowly, and pass cautiously

PLEASE TURN THIS SHEET OVER AND CONTINUE THE EXAMINATION



continued


You are driving on a freeway posted for 65 mph. Traffic is heavy and moving at 35 mph. The best speed for your vehicle is most likely:


- 25 mph
- 35 mph
- 40 mph

20. You are stopped at an intersection, but your view of the cross street is blocked by a building, bushes, or parked cars. You should:
- Start crossing if you see that cross traffic also has a stop sign
 - Begin crossing, but be ready to stop quickly if a car approaches
 - Drive forward slowly until you can see traffic before crossing

21. On the highway, you should look far down the road:
- In order to see hazards early
 - Because it takes 1/4 mile to stop your vehicle completely
 - Because it helps you keep up with traffic

22. Two driving behaviors listed in the *California Driver Handbook* that contribute to traffic congestion are:
- Rubbernecking and unnecessary lane changes
 - Tailgating and merging
 - Inexperience and inattention

23. This sign means:
- 
- Don't pass unless you do not see oncoming vehicles
 - Don't pass unless it seems safe to do so
 - Don't pass other vehicles for any reason


24. An orange and red sign of this shape means:
- 
- Vehicle has the right-of-way
 - Slow-moving vehicle
 - Traffic hazard ahead

25. To help avoid skidding on slippery surfaces you should:
- Shift to a lower gear *after* starting down a steep hill
 - Drive on leaves or gravel in the road, if possible
 - Slow down for curves and intersections

26. A curb painted blue means:
- Temporary parking is allowed if you wait in the car
 - Parking is allowed for disabled persons without a placard
 - Parking is for disabled persons with a placard

27. A red arrow pointing to the right on a traffic light means you may:
- Turn in that direction after slowing and checking traffic
 - Not turn in that direction until the light turns green
 - Turn in that direction after you come to a complete stop

28. You are almost through an intersection when you realize you want to turn left instead of going straight. What should you do now?
- Stop in the intersection until it is safe to make the left turn
 - Continue to the next intersection and find a route to work your way back
 - Back up, check for other vehicles, and make the left turn

29. This sign means:
- 
- Drive to the right
 - Change lanes to the right
 - Slower traffic should move to the right

30. You should signal continuously while turning because it:
- Is illegal to turn off your signal before completing a turn
 - Lets other drivers know what your intentions are
 - Is always dangerous to turn off your signal before completing a turn
31. You must look for bicycle riders in the same lanes used by motor vehicles because they:
- Must ride facing oncoming traffic
 - Usually have the right-of-way
 - Are entitled to share the road with you
32. Flash your brake lights or turn on your emergency flashers if you:
- Need to warn other drivers of an accident ahead
 - Are driving much slower than other traffic
 - Are backing out of a parking space
33. Yellow lines separate:
- Traffic lanes on one-way streets
 - Traffic moving in opposite directions on a two-way road
 - All carpool lanes from regular traffic lanes
34. You are approaching a green traffic light, but traffic is blocking the intersection. What is the best thing to do?
- Partially enter the intersection to establish your right-of-way
 - Don't enter the intersection until you can get completely across
 - Continue into the intersection and wait for traffic to clear
35. If you have an accident and there is an injury, death, or more than \$500 in damages, you must notify law enforcement and make a written report (SR 1) to:
- Your insurance company
 - The CHP
 - The DMV
36. After passing another car, it is safe to return to the driving lane when:
- The driver you just passed signals you to return to the lane
 - You look over your shoulder and see the car is behind you
 - You can see both headlights of the passed car in your rearview mirror

I certify under penalty of perjury that I personally answered these questions.

Please sign your name here X _____